

BEGINNER SERIES

 **YOUASSIGN**
TASKS MADE EASY



The Face!




Eyes



Nose



Lips



Chin



Cheeks



Ears

Basic Expressions

- Hello.
- Nice to meet you.
- How are you?
- I'm fine.
- Thank you.
- You're welcome.

Hello.

Hello is a friendly word we use when we see someone or want to talk to them.



Hello.

How are you?

"How are you?" is a question people ask to find out how someone is feeling or doing.



Nice to meet you!

"Nice to meet you!" means you're happy to meet someone for the first time. It's a friendly way to say, "I'm glad to know you!"



I'm fine.

"I'm fine" means you're feeling okay or good. It's what you say when someone asks how you're doing, and everything is alright.



Thank you.

"Thank you" is what you say when someone does something nice for you. It's like saying, "I appreciate what you did!" It shows you're happy and grateful for their help or kindness.




You're welcome.

A polite response when someone says "thank you." It means "I'm happy to help."



These basic expressions are polite words and phrases we use to talk to others nicely.





Let's practice!

Nice to meet you.

Hello.

Thank you.

You're welcome.

I'm fine.

How are you?

Part 1: Fill in the Blanks.

When you see someone, you can say

_____.

When you meet someone new, you say,

_____.

If you want to ask how someone feels, you say,

_____?

If someone asks how you are and you feel good, you can say,

_____.

When someone does something nice, you say,

_____.

If someone thanks you, you can respond with,

_____.



Part 2: Write a short dialogue using the phrases!

Example:

Person A: "Hello!"

Person B: "Nice to meet you. How are you?"

Person A: "I'm fine. Thank you!"

Person B: "You're welcome!"







DAWN



MORNING

✓ 1
AFTERNOON



EVENING 9



Daily Expressions:



- Good morning.
- Good afternoon.
- Good evening.
- See you.
- Good night.

You say this when you see someone in the morning, after they wake up or before noon.

Good morning!

Good morning!

Good afternoon!

Good afternoon!

You say this after lunchtime, usually between noon and early evening.

This means "Goodbye," but you expect to meet the person again later.



See you!

See you!



You say this when it's getting dark or after sunset, usually in the evening.



Good evening!

Good evening!





You say this when you're leaving or going to sleep at night. It's a way to wish someone sweet dreams.





Let's practice!

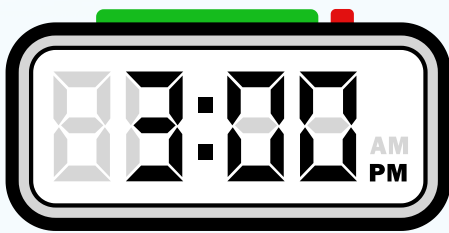
Part 3: Match the Greeting to the Time of Day.

Good morning		At bedtime
Good afternoon		After sunset
Good evening		Early in the morning
Good night		Before going to bed
See you		In the afternoon



Let's practice!

Part 4: Circle the Correct Greeting.



- a) Good afternoon
- b) Good morning



- a) Good night
- b) Good morning



- a) See you
- b) Good evening



- a) Good afternoon
- b) Good morning

More Expressions

- I'm sorry.
- Please.
- Excuse me?
- Can you help me, please?

I'm sorry

A way to apologize when you make a mistake or hurt someone's feelings. It shows you regret what happened.



Please.

A polite word used when asking for something. It makes your request sound nicer.



Please.

Excuse me?

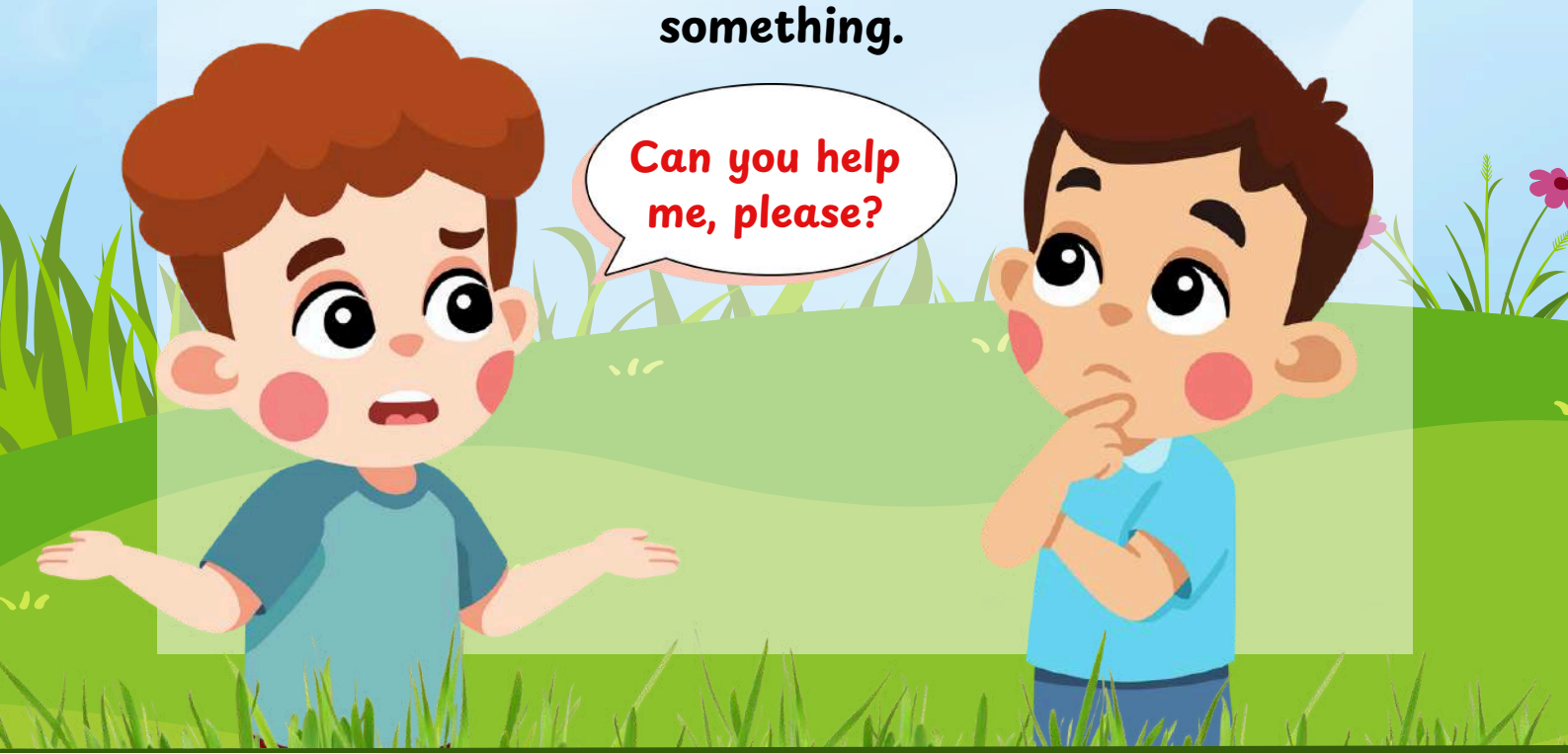
A way to ask someone to repeat what they said or to get someone's attention politely.



Excuse me?

✓ 1 Can you help me, please?

A polite request for assistance. It asks someone if they can offer help with something.



These phrases help
to communicate
politely and
respectfully!



Basic Expressions

- My name is _____. / I am _____.
- I am _____ years old.
- I am from _____.
- I am a/an _____.
- I like _____.

My name is _____. / I am _____.

You say this to tell people your name. /
You use this to give information about
yourself, like your name, age, or job.

**My name is Jed. / I
am Jed.**



I am — years old.

This expression tells people how old you are.

I am 8 years old.

I like — .

This is used to express enjoyment or preference for something. You use it to tell someone what you enjoy, such as a hobby, food, or activity.

I like cooking.

I am a / an _____

This is used to tell what you do, like your job or role.



I am a Pilot.

I am from _____

You say this to tell people where you come from or live.



I am from Sydney.

Different hobbies



Photography



Painting



Cooking



Reading



Playing sports



Knitting



Let's practice!

Part 1. All About Me!

Instructions: Fill in the blanks with information about yourself.

1. My name is _____.
2. I am _____ years old.
3. I am from _____.
4. I am a/an _____ (student, artist, etc.).
5. I like _____ (what do you enjoy?).

Bonus Activity: Practice Saying It!

Instructions: Stand up and practice saying your introduction.

"Hi, my name is _____. I am _____ years old. I am from _____. I like _____!"

Part 2. Let's Practice!

Instructions: Fill in the blanks to complete the conversation.

What is your hobby?

Where are you from?



My Favorites:

- Color
- Subject
- Sports
- Game
- Food
- Fruit

My favorite color is ____ . / I like ____ .

You use this phrase to tell someone what color you like the most. / This sentence tells people about something you enjoy, like an activity, food, or hobby.

My favorite color is
Blue.




Different colors



Pink




Red



Violet



Blue



Green



Orange

My favorite subject is _____.

This phrase is used to talk about the school subject you like the most.



My favorite subject is English.

My favorite sport is _____.

This phrase is used to talk about the sport you like the most.



My favorite sport is Basketball.

Different subjects



Math



Science



English



Arabic



Arts



Physical Education

Different sports



Basketball



Football



Tennis



Baseball



Volleyball



Swimming

2 My favorite game is ____.

This phrase is used to talk about the games you like the most.


My favorite games are Video games.

My favorite food is ____.

This phrase is used to talk about the food you like the most.

My favorite food is Burger.

Different games



Video Games



Cards



Hopscotch



Chess



Hide & Seek



Rubik's Cube

Different food



Pizza



Burger



Fried
Chicken



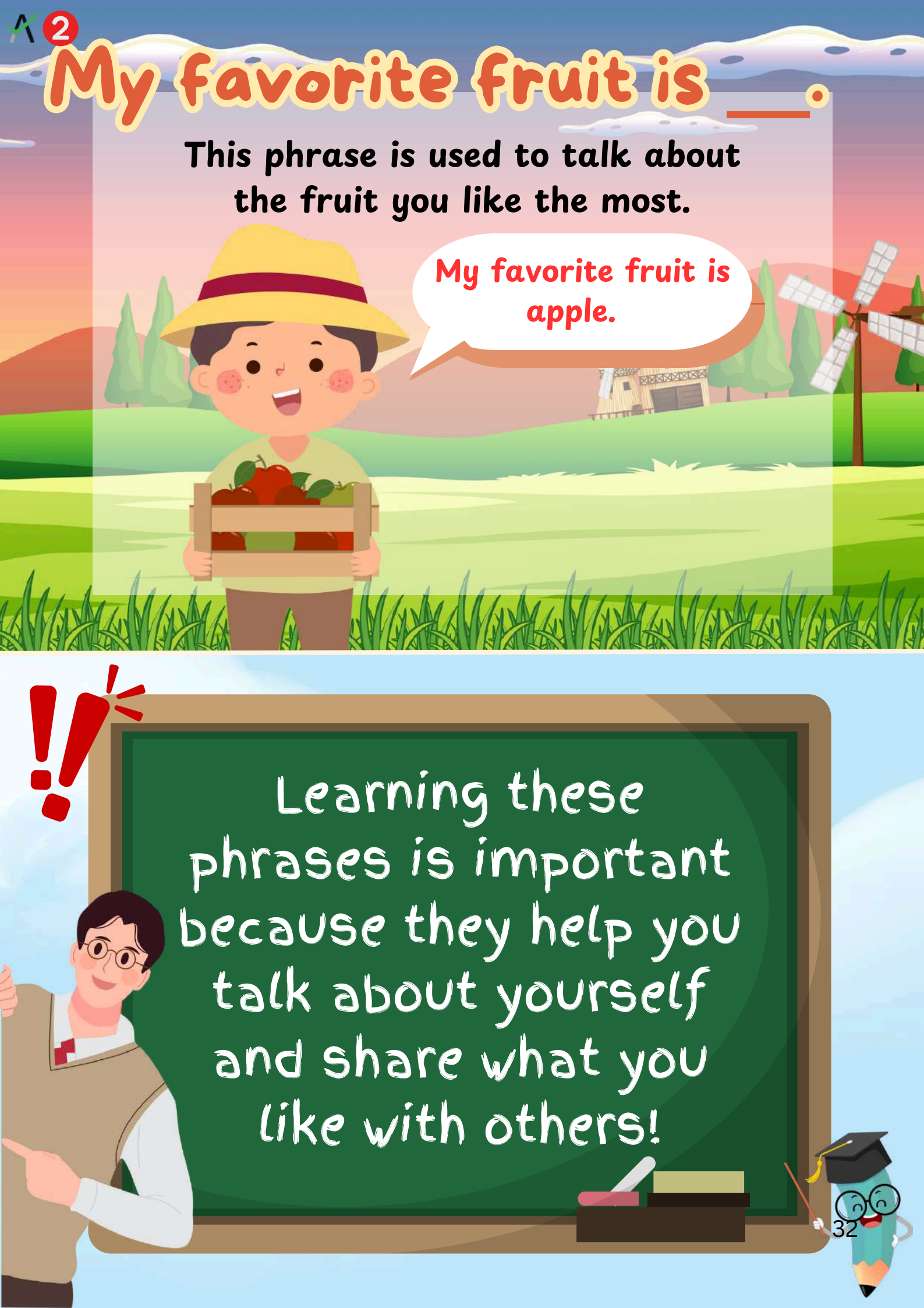
Soup



Fried
Fish



Donut



2 My favorite fruit is _____.

This phrase is used to talk about the fruit you like the most.


My favorite fruit is apple.



Learning these phrases is important because they help you talk about yourself and share what you like with others!



Different fruits




Banana



Strawberry



Orange



Watermelon



Pineapple



Mango



Part 3: My Favorites!

Instructions: Fill in the blanks with your favorite things.

1. My favorite color is

2. My favorite subject is

3. My favorite sport is

4. My favorite game is

5. My favorite food is


6. My favorite fruit is



Part 4: Draw Your Favorite!

Instructions: In the space below, draw a picture of one of your favorite things (it could be your favorite food, sport, or anything you love).

Example:




My Dislikes:

- Color
- Subject
- Sports
- Game
- Food
- Fruit

I don't like

The phrase "I don't like" is used to say you dislike something or don't enjoy it. It tells others what you don't prefer.

I don't like the color blue.




I don't like __, because it's __.

The phrase "I don't like..., because it's..." is used to say why you don't like something. You give a reason for not liking it.

I don't like history,
because it's boring.



It's important to learn
this phrase because it
helps you explain your
dislikes and share
your reasons clearly
with others.



Different reasons for dislikes



Hard



Boring



Not fun



Not good with numbers



Don't like speaking


Different reasons for dislikes



Not
delicious



Not sweet



Spicy



Sour



Salty

Different reasons for dislikes



Not
delicious



Too sweet



Hard to
peel



So sour



Too many
seeds



Part 5: I Don't Like... Because It's...

Instructions: Look at the pictures and guess what they are. Fill in the blanks with the name of the item and the reason for disliking.

1. I don't like _____,

because it's _____.



2. I don't like _____,

because it's _____.



3. I don't like _____,

because it's _____.





Part 6: Why Don't You Like It?

Instructions: Fill in the reasons why you don't like these:

I don't like lemon, because

_____.

I don't like volleyball, because

_____.

I don't like science, because

_____.

I don't like burger, because

_____.



Basic Expressions

- We are ____ in the family.
- My father is a/an ____.
- My mother is a/an ____.
- Yes, I do.
- I have ____ siblings.
- I have ____ brother(s)/sister(s).
- My brother/sister likes ____.

We are ____ in the family.

You say this to tell how many people are in your family.



My father is a/an ____.

This is used to say what your dad's job is.



My mother is a/an ____.

This is used to say what your mom's job is.



What does your father do?



Police



Scientist



Photographer



Doctor



Architect



Business man



Farmer



Computer Programmer

What does your mother do?



Nurse



Chef



Aritst



Teacher



Engineer



Pharmacist



Housewife



Business woman

Yes, I do. / No, I don't

"Yes, I do" is a short way to say you agree or do something. The phrase "No, I don't" is used to disagree or say that you don't do something.



I have siblings.

You say this to tell how many brothers and sisters you have.



I have _____ brother(s)/sister(s).

You say this to tell how many brothers or sisters you have.

I have 1 brother.

My brother/sister likes _____.

You use this to say what your brother or sister likes or enjoys doing.

My sister likes to play.

What does your sister/brother like?



Watching
movies



Baking



Cooking



Reading




Painting



Working
out



Listening to music



Solve puzzles



Let's practice!

Part 1. All About My Family!

Instructions: Fill in the blanks to tell us about your family

We are _____ in the family.

(How many people are in your family?)

My father is a/an _____.

(What is your father's job?)

My mother is a/an _____.

(What is your mother's job?)

I have _____ siblings.

(How many brothers and sisters do you have?)

I have _____ brother(s)/sister(s).

(How many brothers or sisters do you have?)

My brother/sister likes _____.


(What does your brother or sister enjoy doing?)



Part 2. Draw Your Family!

Instructions: In the space below, draw a picture of your family!

Example:



More Expressions:

- He is my grandfather.
- She is my grandmother.
- They are my grandparents.
- He is my uncle.
- She is my aunt.
- He/She is my cousin.

He is my grandfather.

This means the man is your dad's or mom's father.



He is my grandfather.

She is my grandmother.

This means the woman is your dad's or mom's mother.



They are my grandparents.

This means both are your grandfather and grandmother.



He is my uncle.

This means the man is your dad's or mom's brother.



He is my uncle.

She is my aunt.

This means the woman is your dad's or mom's sister.




She is my aunt.

He/She is my cousin.

This means the person is the child of your uncle or aunt.



It's important to learn these phrases because they help you talk about and identify your family members easily. They make it simple to explain who people are in your family.





Part 3: Fill in the Blanks.

Instructions: Read each sentence carefully. Use the phrases provided to fill in the blanks with the correct family member based on the descriptions given.

He is my _____.
(Who is your dad's or mom's dad?)

She is my _____.
(Who is your dad's or mom's mom?)

They are my _____.
(Who are both your grandfather and grandmother?)

He is my _____.
(Who is your dad's or mom's brother?)






She is my _____.
(Who is your dad's or mom's sister?)

He/She is my _____.
(Who is the child of your uncle or aunt?)



Part 4: Match it!


Instructions: Below are phrases that describe different family members. Look at the pictures provided. Draw a line from each phrase to the matching picture of the family member.

<p>He is my grandfather.</p>	
<p>She is my grandmother.</p>	
<p>They are my grandparents.</p>	
<p>He is my uncle.</p>	
<p>She is my aunt.</p>	

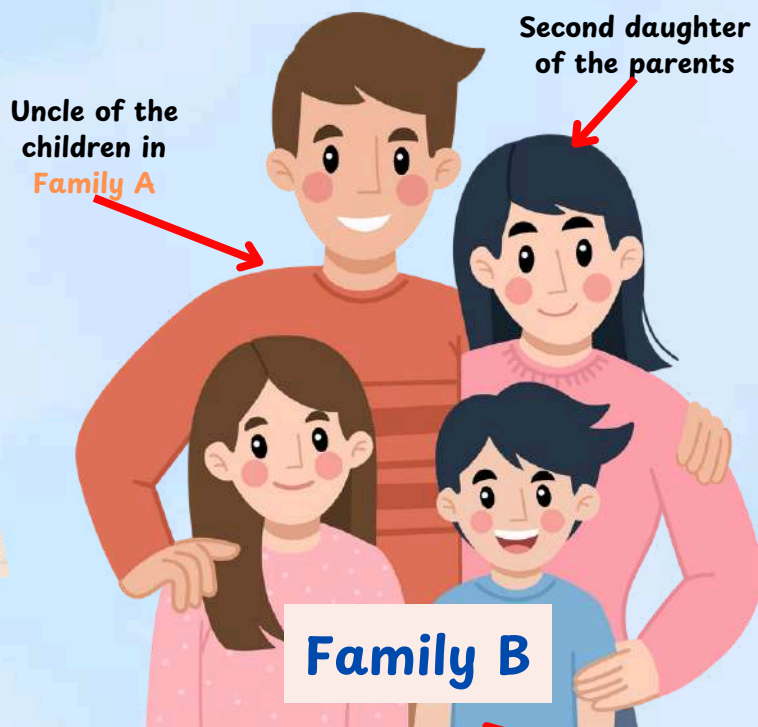
FAMILY



Parents



Family A



Family B

Aunt of the
children in
Family B

The children
are cousins

More about my family:

- My father is ____.
- My mother is ____.
- My brother is ____.
- My sister is ____.
- My ____ likes ____.

My father is ____.

This phrase is used to describe your dad.





My brother/sister is _____.

This phrase is used to describe your brother or sister.




This phrase is used to say what a family member enjoys.

My brother likes basketball.



Learning these phrases is important because they help you talk about your family, describe them, and share what they like or do. It's a good way to practice speaking and writing!



Describe your family member!



Brave



Smart



Kind



Funny



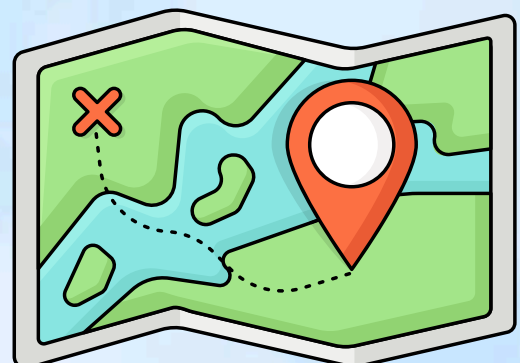
Patient



Happy person



Hardworking



Adventurous



Part 5: Describing My Family!

Instructions: Fill in the blanks with words that describe your family members.

My father is _____.

(Describe your dad: Is he funny, kind, smart, etc.?)

My mother is _____.

(Describe your mom: Is she helpful, caring, creative, etc.?)

My brother is _____.

(Describe your brother: Is he playful, active, strong, etc.?)

My sister is _____.

(Describe your sister: Is she artistic, quiet, energetic, etc.?)

My _____ likes _____.

(Choose any family member and say what they enjoy doing, like "My sister likes painting" or "My father likes reading.")


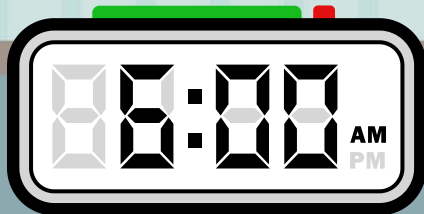
Basic Expressions:

- I get up at ____.
- I have breakfast at ____.
- I leave home at ____.
- I go to school by/on ____.
- I get to school at ____.

I get up at ____.


This phrase is used to say what time you wake up.

I get up at 6 am.



I have breakfast at ____.

This phrase is used to say what time you eat breakfast.




I leave home at ____.

This phrase is used to say what time you leave the house.

I leave home at 8 am.

"Leave" means to go away from a place or to move from one place to another.




What do you usually have for breakfast?



Pancakes



Cereal



Toast



Milk



Noodles



Omelette



Hot Chocolate

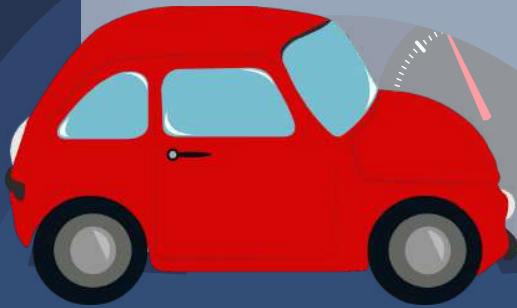


Yogurt

I go to school by/on .

This phrase is used to say how you get to school.

I go to school by car.



I get to school at _____.

This phrase is used to say what time you arrive at school.

I get to school at 8:30 am.



SAMPLE ROUTINE SCHEDULES

JOHN'S



TIME	ROUTINE
6:00 AM	Wake up
6:10 AM	Have breakfast
6:30 AM	Leave home
6:50 AM	Arrive at school

JANE'S



TIME	ROUTINE
5:30 AM	Wake up
5:40 AM	Have breakfast
6:10 AM	Leave home
6:25 AM	Arrive at school



Let's practice!

Part 1. My Daily Routine Schedule!

Instructions: Fill in the blanks to create your own schedule. Think about your routine for the day, when you eat, and how your day is organized!

TIME	ROUTINE
_____	_____
_____	_____
_____	_____
_____	_____
_____	_____



Part 2. Dialogue box.!

Instructions: Read each question carefully. In the blank dialogue boxes, write your answers based on your daily routine schedule.



What time do you get up?




What time do you have breakfast?



What time do you leave home?



How do you go to school?



More Expressions:

- My first class is ____.
- My next class is ____ after ____.
- I eat after ____ class.
- My class after break is ____.
- My last class is ____.


My first class is ____.

This phrase is used to say what your first class is.



What is your first class?

My first class is Math.



My next class is _ after _.

This phrase is used to describe what class you have next and when.



I eat after _ class.

This phrase is used to say which class comes right before your meal or snack time.



My class after break is _____.

This phrase is used to say what class you have after your break.

My class after break is Science.



My last class is _____.

This phrase is used to say what your final class of the day is.

My last class is P.E. .



SAMPLE CLASS SCHEDULES

JOHN'S



CLASS	SUBJECTS
First	Math
Second	English
Third	Science
Recess/Break Time	Recess/Break Time
Fourth	P.E.

JANE'S



CLASS	SUBJECTS
First	English
Second	Math
Third	P.E.
Recess/Break Time	Recess/Break Time
Fourth	Science



Let's practice!

Part 3. My Daily Class Schedule!

Instructions: Fill in the blanks to create your own school schedule. Think about what classes you have during the day, when you eat, and how your day is organized!

CLASS	SUBJECTS
First	_____
Second	_____
Third	_____
Fourth	_____
Fifth	_____



Part 4. Dialogue box.!

Instructions: Read each question carefully. In the blank dialogue boxes, write your answers based on your daily school schedule.



What is your next class?



What class do you have after that?



What is your first class?



What is your last class of the day?



More about my routine:

- I get home at ____.
- My school ends at ____.
- I go home by/on ____.
- I ____ after school.

I get home at ____.

This phrase is used to say what time you arrive at home.



I get home at 3 pm.

I go home by/on _____.

This phrase is used to explain how you travel home.

I go home by bus.



My school ends at _____.

This phrase is used to say what time your school day finishes.

My school ends at
3 pm.



How do you go home?



Car



Train



Bike



School Bus



Walk



Scooter

after school.

This phrase is used to say what you do after school.

I do my homework after school.



It's important to learn these phrases because they help you talk about your daily routine and schedule. They make it easy to explain what you do at school and how you get home!



What do you do after school?



Sleep



Do homework



Play



Eat snack



Clean



Study



Listen to music



Watch TV



Part 5. Dialogue box.!

Instructions: Read each question carefully. In the blank dialogue boxes, write your answers based on your daily school schedule.



What time do you usually get home?



What time does your school end?



How do you usually get home?



What do you do after school?



Basic Expressions:

- Yes, I do./No, I don't.
- I go to ____ on weekends.
- I go to ____ with ____.
- I stay home on weekends.
- I _____ at home on weekends.

I go to ____ on weekends.

This phrase is used to say where you go on Saturdays or Sundays.

I go to a park on weekends.



I go to _____ with _____.

This phrase is used to tell where you go and who you go with on weekends.



I stay home on weekends.

This phrase is used to say that you don't go out and prefer to stay at home on Saturdays and Sundays.




I _____ at home on weekends.

This phrase is used to describe what you do when you are staying at home during the weekend.



These phrases are important because they help you talk about your weekend plans and activities, making it easier to share and connect with others!



Where do you go on weekends?



Park



Zoo



Camping



Picnic



Beach



Museum



Mall



Restaurant

What do you do on weekends?




Watch TV



Play with friends



Read books



Play video games



Stay home



Bake cakes



Do workout



Clean the house

What do you do at home on weekends?



Play guitar



Watch movies



Read books



Water the plants



Listen to music



Bake cakes



Cook



Clean the house



Let's practice!

Part 1. Weekend Report!

Instructions: What did you do over the weekend? Complete the following sentences below.

On saturday I...

I ate _____
 I was with _____
 I watched _____
 I played _____
 I went to _____

On sunday I...

I ate _____
 I was with _____
 I watched _____
 I played _____
 I went to _____



Part 2. Dialogue box.!

Instructions: Read each question carefully. In the blank dialogue boxes, write your answers based on your daily routine schedule.



Where do you go on weekends?



Where do you go and who do you go with on weekends?



Do you stay home on weekends?



What do you do at home on weekends?



More Expressions:

- Yes, I do./No, I don't.
- I like weekends because __.
- I don't like weekends because _____.
- I always stay at home.

Yes, I do./No, I don't.

This phrase is used to answer a question about whether you like or do something.



I like weekends because _____.

This phrase is used to explain why you enjoy weekends. You can fill in the blank with your reason.

I like weekends because It's fun.



I don't like weekends because _____.

This phrase is used to explain why you don't enjoy weekends. You can fill in the blank with your reason.

Why don't you like weekends?

I don't like weekends because it's boring.



I always stay at home.


This phrase is used to say that you never go out and spend all your time at home.



I always stay at home.



These phrases are important because they help you share your opinions and feelings about weekends. They make it easier to explain what you like or don't like and talk about your weekend habits!



Why do you like weekends?



Fun



Feel happy



Get to relax



Eat anything



Spend time
with friends



Do whatever I
like

Why don't you like weekends?



Boring



Tired



Don't feel relaxed



Do household chores



Always stay home



Not fun



Let's practice!

Part 3. My Weekly Plan!

Instructions: What is your weekly plan like? What do you do on each day?
Write below.

MON	
TUE	
WED	
THU	
FRI	
SAT	
SUN	



Part 4. Dialogue box.!

Instructions: Read each question carefully. In the blank dialogue boxes, write your answers based on your daily school schedule.



Why do you like weekends?



Why don't you like weekends?



Do you always stay at home on weekends?



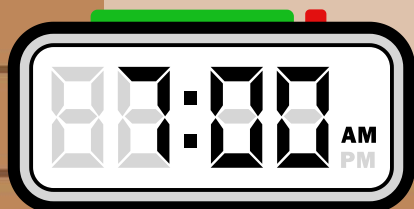
More about my weekend

- I wake up at ____.
- I eat breakfast at ____.
- I ____ all day.
- I go to bed at ____.

I wake up at _____.

This phrase is used to say what time you get out of bed in the morning.

I wake up at 7am.



I eat breakfast at

This phrase is used to tell what time you have your morning meal.



I all day.

This phrase is used to describe what you do most of the day. You can fill in the blank with any activity.

I play all day.

I _____ at home on weekends.

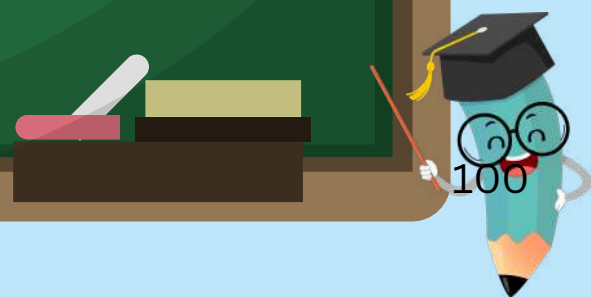
This phrase is used to describe what you do when you are staying at home during the weekend.



I cook at home on weekends.



These phrases are important because they help you talk about your weekend plans and activities, making it easier to share and connect with others!





Part 5. Dialogue box.!

Instructions: Read each question carefully. In the blank dialogue boxes, write your answers based on your daily school schedule.



What time do you wake up?



What time do you eat breakfast?



What do you do all day?



What time do you go to bed?



Basic Expressions:

- Yes, I do./No, I don't.
- I have _____ friends.
- They are all boys.
- They are all girls.
- They are boys and girls.

Yes, I do./No, I don't.

This phrase is used to answer a question about whether you have or do something.




Do you have a friend?

Yes, I do.

I have _____ friends.

This phrase is used to tell how many or what kind of friends you have. You can fill in the blank

I have 2 friends.



They are all boys.

This phrase is used to say that all your friends are boys.

I have 2 friends.
They are all boys.



6 They are all girls.

This phrase is used to say that all your friends are girls.

I have 2 friends.
They are all girls.

They are boys and girls.

This phrase is used to say that you don't go out and prefer to stay at home on Saturdays and Sundays.

I have 5 friends. They are
boys and girls.



Let's practice!

Part 1. Speaking Card!

Instructions: Cut out the cards below. Take turns with your friend to pick a card. Speak for at least 2-3 minutes per question.

**Who is your best friend?
Why?**

**How did you meet your best
friend?**

**What do you like to do
with your friends?**

**How often do you meet
with your friends?**

What makes a good friend?

**How do you stay in touch
with your friends?**

**What do you do if a friend
makes a mistake?**

**How do you help your friends
when they have problems?**



Part 2. Dialogue box.!

Instructions: Read each question carefully. In the blank dialogue boxes, write your answers based on your daily routine schedule.



How many friends do you have?



Are your friends all boys?



Are your friends all girls?



Are your friends boys and girls?



More Expressions

- I have a best friend.
- I only have one best friend.
- His/Her name is ____.
- He/She likes ____.
- He/She _____.

I have a best friend.

This phrase is used to say that you have one friend who is the closest or most important to you.

I have a
bestfriend.



His/Her name is _____.

This phrase is used to tell the name of your best friend.

What is her name?

Her name is Anna.

He/She likes _____.

This phrase is used to say what your best friend enjoys or likes doing.

She like cats.

He/She

This phrase is used to describe something your best friend does. You can fill in the blank with an

She paints.



I only have one best friend.

This phrase is used to say that you have just one best friend, not more.


I only have 1 best friend.



What does he/she like?



music



movies



flowers



painting




books



sports



drawing



video games

Describe your friend.



kind



generous



funny



patient



hardworking



curious



friendly



cheerful



Let's practice!

Part 3. Getting to know!

Instructions: Draw and write the names of your best friends:



Part 4. Dialogue box.!

Instructions: Read each question carefully. In the blank dialogue boxes, write your answers based on your daily school schedule.



Do you have a best friend?



Do you only have one best friend?



What is your best friend's name?



What does your best friend like?



More about my friends

- I talk to them about ____.
- We play _____ together.
- I met them at school.
- We eat together at school.

I talk to them about _____.

This phrase is used to say what you talk about with your friend.



We play — together.

This phrase is used to say what game or activity you do with your friend.

What do you do with your friend?

We play basketball together.

I met them at school.

This phrase is used to say that you don't go out and prefer to stay at home on Saturdays and Sundays.

Where did you meet your friends?

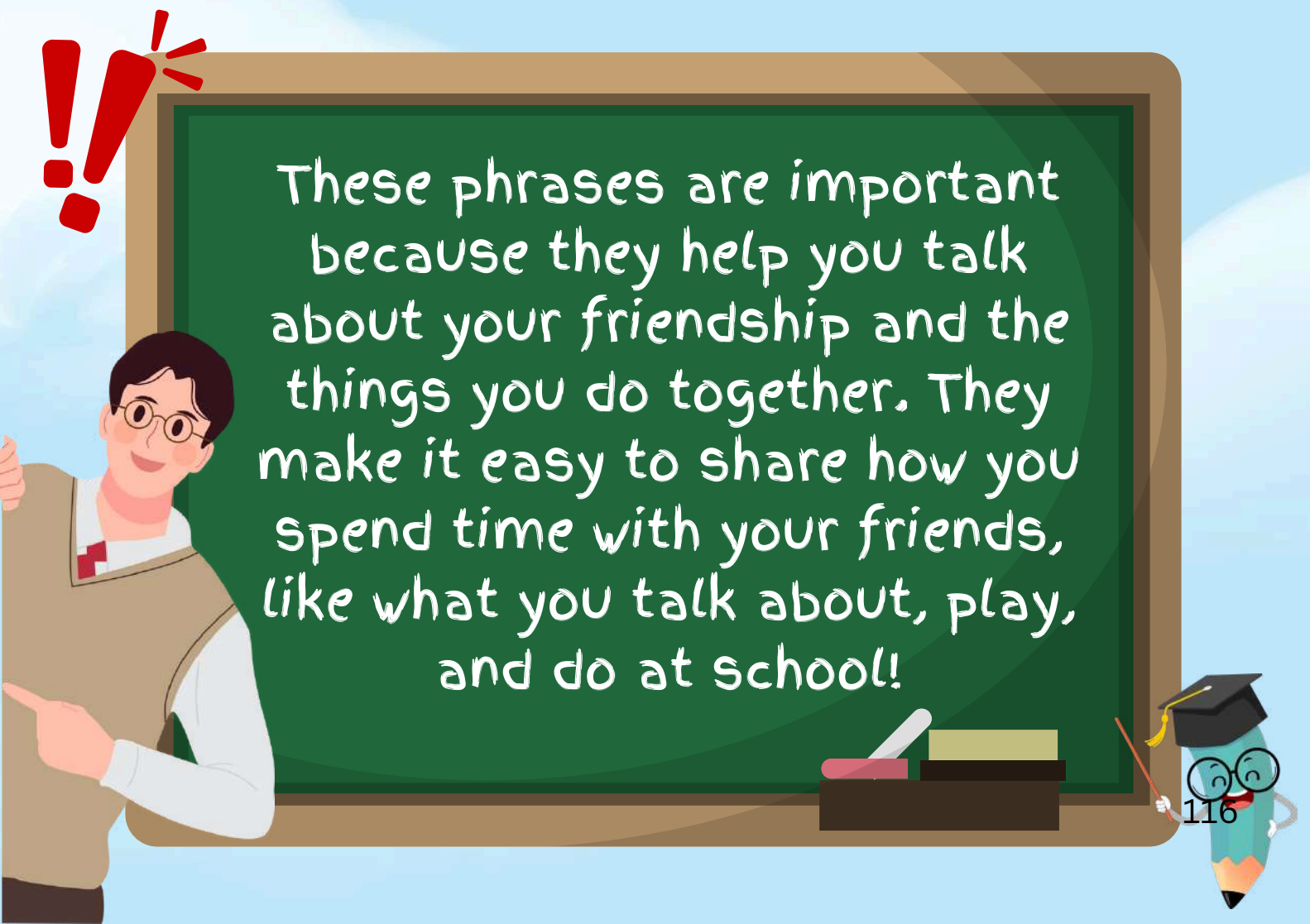
I met them at school.



We eat together at school.

This phrase is used to say that you share meals with your friend at school.

We eat together at school.



These phrases are important because they help you talk about your friendship and the things you do together. They make it easy to share how you spend time with your friends, like what you talk about, play, and do at school!

What do you talk about?



world



family



sports



music



health



food



dreams



places

What do you play together?



football



basketball




chess



computer
games



badminton



tic tac toe



card games



puzzles



Part 5. Dialogue box.!

Instructions: Read each question carefully. In the blank dialogue boxes, write your answers based on your daily school schedule.



What do you talk to your friends about?



What do you play together?



Where did you meet your friends?



What do you do with your friends at school?



Basic Expressions:

- Yes, it is./No, it isn't.
- I go to school by ____.
- My school starts at ____.
- My school is big/small.
- It is old/new.

Yes, I do./No, I don't.

This phrase is used to answer a question about your school.



Do you go to school?

Yes, I do.



I go to school by _____.

This phrase is used to say how you travel to school, like by bus, car, or walking.




I go to school by bus.

My school starts at _____.

This phrase is used to say what time your classes begin.

My school starts at 8am.



A 7 My school is big/small.

This phrase is used to describe the size of your school.

My school is big.



It is old/new.

This phrase is used to describe if your school is old or newly built.

It is new.



How do you go to school?



car



bus



bike



motorcycle



walk



train



Let's practice!

Part 1. How Do You Go to School?

Instructions: In the space below, draw a picture of how you go to school. You can draw a car, a bus, a bicycle, or anything else that shows how you travel.

How do you go to school?



Part 2. Dialogue box.!

Instructions: Read each question carefully. In the blank dialogue boxes, write your answers based on your daily routine schedule.



Is your school big or small?



How do you go to school?



What time does your school start?



Is your school old or new?



More Expressions

- I have ____ teacher/s.
- Yes, I do./No, I don't.
- His/Her name is ____.
- He/She teaches ____.
- He/She is _____.

I have ____ teacher/s.

This phrase is used to say how many teachers you have.

How many teachers do you have?

I have 3 teacher/s.

His/Her name is _____.

This phrase is used to say your teacher's name.



He/She teaches _____.

This phrase is used to say what subject your teacher teaches.



He/She is _____.

This phrase is used to describe your teacher. You can fill in the blank with an adjective like "kind" or "strict."



She is kind.



These phrases are important because they help you talk about your teachers. They make it easy to share how many teachers you have, what they teach, and what they are like. This helps you describe your school experience and show appreciation for your teachers!





Let's practice!

Part 3. All about my teacher!!

Instructions: Answer the question and fill in the blanks.

My teacher's
name is

.....

She is
years old.

My best memory
with her is when

.....

.....

She is so good
at

.....

She is the best teacher because

.....

She teaches

.....

She is

.....

She always says


.....

.....

.....

She doesn't like

.....





Part 4. Dialogue box.!

Instructions: Read each question carefully. In the blank dialogue boxes, write your answers based on your daily school schedule.



How many teachers do you have?



What is your teacher's name?



What does your teacher teach?



What is your teacher like?



More Expressions

- My school has ___ floor/s.
- There are ___ students in my class.
- It has a ___ school ground.
- I enjoy going to school.

My school has _____ floor/s.

This phrase is used to say how many floors your school building has.

My school has 3 floors.



There are _____ students in my class.

This phrase is used to say how many students are in your class.

How many students are there in your class?

There are 15 students in my class.

It has a _____ school ground.

This phrase is used to describe your school's outdoor area, like "big" or "small."

It has a big school ground.

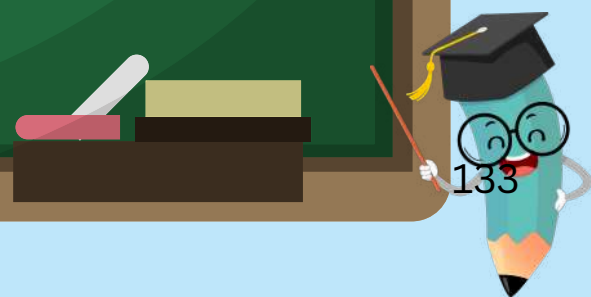


I enjoy going to school.

This phrase is used to say that you like going to school.



These phrases are important because they help you describe your school and what it's like. They make it easy to share details about your school building, your classmates, and why you enjoy going to school. This helps others understand your school experience better!





Part 5. Dialogue box.!

Instructions: Read each question carefully. In the blank dialogue boxes, write your answers based on your daily school schedule.



How many floors does your school have?



How many students are in your class?



What is your school ground like?



Do you enjoy going to school?





Basic Expressions:

- I go to school on every day.
- I go to the restaurant on weekends.
- I go to the hospital when I'm sick.
- I buy _____ at the grocery store.
- I read books in the library.
- I buy some ___ at the bakery.

I go to school every day.

This phrase is used to say that you go to school each day of the week.

**I go to school
every day.**



I go to the restaurant on weekends.

This phrase is used to say that you eat out at a restaurant during the weekend.



I go to the restaurant
on weekends.

I go to the hospital when I'm sick.

This phrase is used to say that you visit the hospital to see a doctor when you don't feel well.

I go to the hospital
when I'm sick.



I buy _____ at the grocery store.

This phrase is used to say what you purchase at the grocery store.

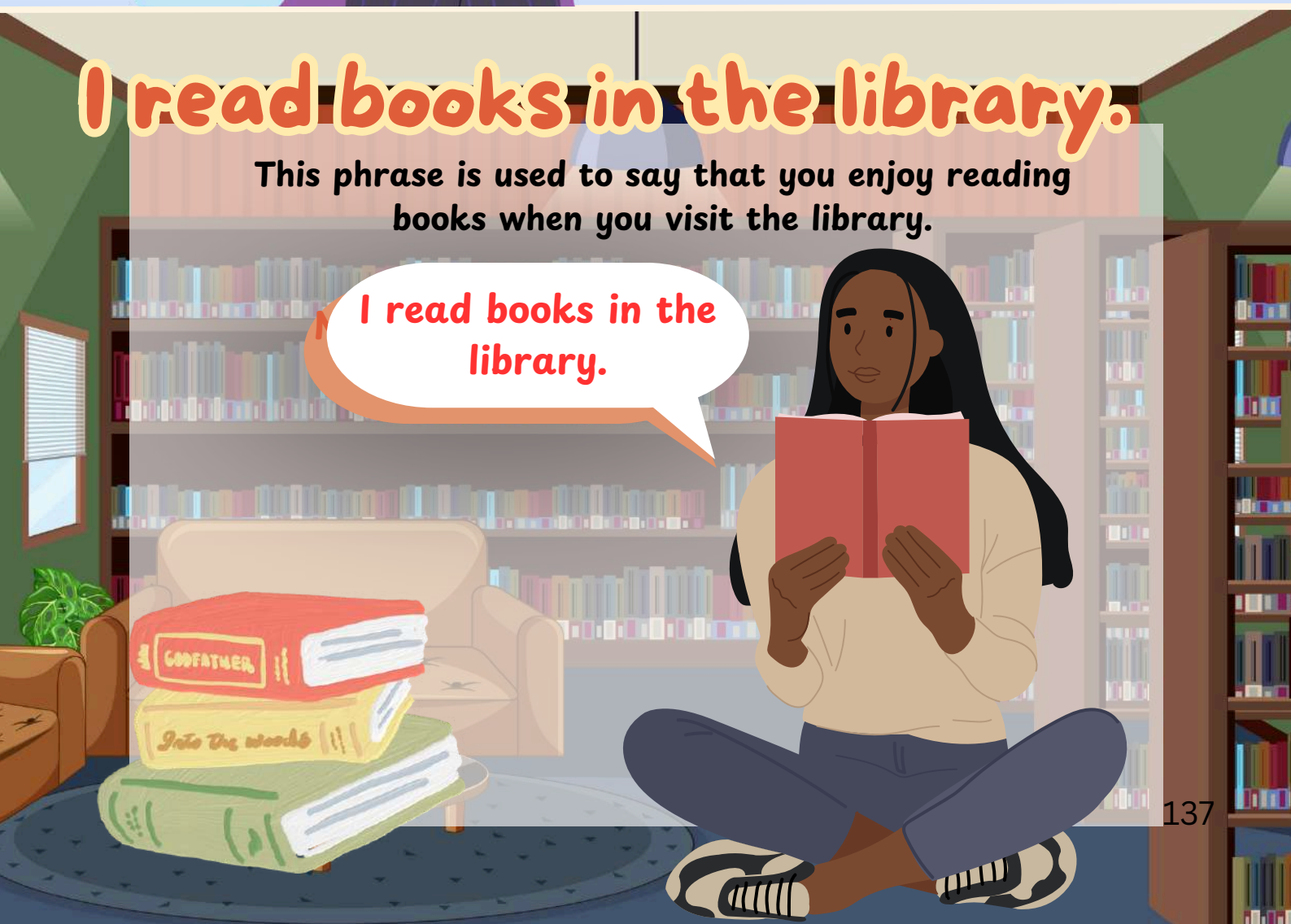
I buy apples at the grocery store.



I read books in the library.

This phrase is used to say that you enjoy reading books when you visit the library.

I read books in the library.



I buy some at the bakery.

This phrase is used to say what you purchase at the bakery.

I buy some bread at the bakery.



These phrases are important because they help you talk about the places you go and what you do there. They make it easier to share your daily activities, where you like to visit, and why. This helps others understand your routine and preferences!







Let's practice!

Part 1. Grocery list!

Instructions: Mark on the grocery list the food items you see on the shelves. Draw the missing items from the list in the boxes below.



- ☐ Apples
- ☐ Bananas
- ☐ Broccoli
- ☐ Lettuce
- ☐ Pumpkin
- ☐ Donuts
- ☐ Pizza
- ☐ Carrots
- ☐ Cucumber
- ☐ Strawberries
- ☐ Bacon
- ☐ Bread
- ☐ Butter
- ☐ Milk



1	2	3	4



Part 2. Dialogue box.!

Instructions: Read each question carefully. In the blank dialogue boxes, write your answers based on your daily routine schedule.



When do you go to school?



When do you go to the restaurant?



Where do you read books?



What do you buy at the bakery?



More Expressions

- Yes, I do./No, I don't.
- I like to go to school because_____.
- I like to go to the bakery because I like _____.

Yes, I do./No, I don't.

This phrase is used to answer a question about whether you like or do something.

Do you like going to the bakery?

Yes, I do

Why do you like to... ?



fun



enjoy seeing
friends



play with
friends



learn
something



see favorite
teachers



discover
new things

I like to go to school because _____.

This phrase is used to explain why you enjoy going to school.



I like to go to school
because it's fun.

**FUN AT
SCHOOL**

I like to go to the bakery because I like _____.

This phrase is used to say why you enjoy visiting the bakery.

I like to go to the bakery
because I like cupcakes.



Why don't you like to... ?



not fun



boring



cannot play with
friends longer



always
study




scary
teachers



socialize
with others

What do you like to buy... ?



bread



doughnuts



cakes



brownies



cupcakes




cinnamon
rolls



Let's practice!

Part 3. Which do you like to buy?

Instructions: Which of the images below do you like to purchase? Why? Write your response on the space provided.





Part 4. Dialogue box.!

Instructions: Read each question carefully. In the blank dialogue boxes, write your answers based on your daily school schedule.



Do you like to go to school?



Why do you like to go to school?



Why do you like to go to the bakery?



More Expressions

- I sometimes go to the restaurant.
- I go to the hospital two times a year.
- I sometimes go to the supermarket.

I sometimes go to the restaurant.

This phrase is used to say that you don't go to a restaurant often, but only sometimes.

I sometimes go to the restaurant when we celebrate birthdays.



I go to the hospital two times a year.

This phrase is used to say how often you visit the hospital.

I go to the hospital two times a year for a check-up



I sometimes go to the supermarket.

This phrase is used to say that you visit the supermarket occasionally.

I sometimes go to the supermarket with my mom.





Part 5. Dialogue box.!

Instructions: Read each question carefully. In the blank dialogue boxes, write your answers based on your daily school schedule.



How often do you go to the restaurant?



How often do you go to the hospital?



How often do you go to the supermarket?



Assessment Quiz



In this section, you'll assess how much you've learned from the lesson and apply your knowledge to answer the questions provided.

I. Encircle the correct answer.

- 1 **Is a friendly word we use when we see someone or want to talk to them.**
 - a) Hello!
 - b) You're welcome.
 - c) Thank you.
- 2 **This phrase is used to talk about the games you like the most.**
 - a) My favorite game is ____.
 - b) My favorite fruit is ____.
 - c) My favorite day is ____.
- 3 **Good morning is what we say during?**
 - a) Evening
 - b) Afternoon
 - c) Morning
- 4 **This phrase is used to say what your first class is.**
 - a) My first class is ____.
 - b) My next class is ____ after ____.
 - c) I eat after ____.

II. Answer the following questions.

- 1 What do you do on weekends?

- 2 When you visit the bakery, what is your favorite item to buy?

- 3 What do you do after school?

- 4 What do you usually have for breakfast?

- 5 You go to school by?
